



PS Plus 3 – Probation Areas

Marek Musiol
Lead Research Statistician
PS Plus
Marek.Musiol@hmps.gsi.gov.uk

Adam Bennett
Statistics Officer
PS Plus
Adam.Bennett@hmps.gsi.gov.uk

Lucy Pendlebury
Statistics Officer
PS Plus
Lucy.Pendlebury@hmps.gsi.gov.uk



NOMS National Offender
Management Service
Working together to reduce re-offending

Contents

Introduction..... Page 2

Section 1 – Demographics

Geographic Distribution..... Page 3

Reasons for Leaving the Project..... Page 4

Diversity..... Page 5-6

Assessed Needs..... Page 7-8

Risk..... Page 9

Offences..... Page 10

Motivation..... Page 11

Section 2 – Assistance Received

Soft Outcomes - Summary..... Page 12

Soft Outcomes - Qualifications..... Page 13

Hard ETE Outcomes..... Page 14

All Outcomes - Summary..... Page 15

Introduction

This report has been compiled to give information about the offenders – beneficiaries – worked with in PS Plus 3 probation areas.

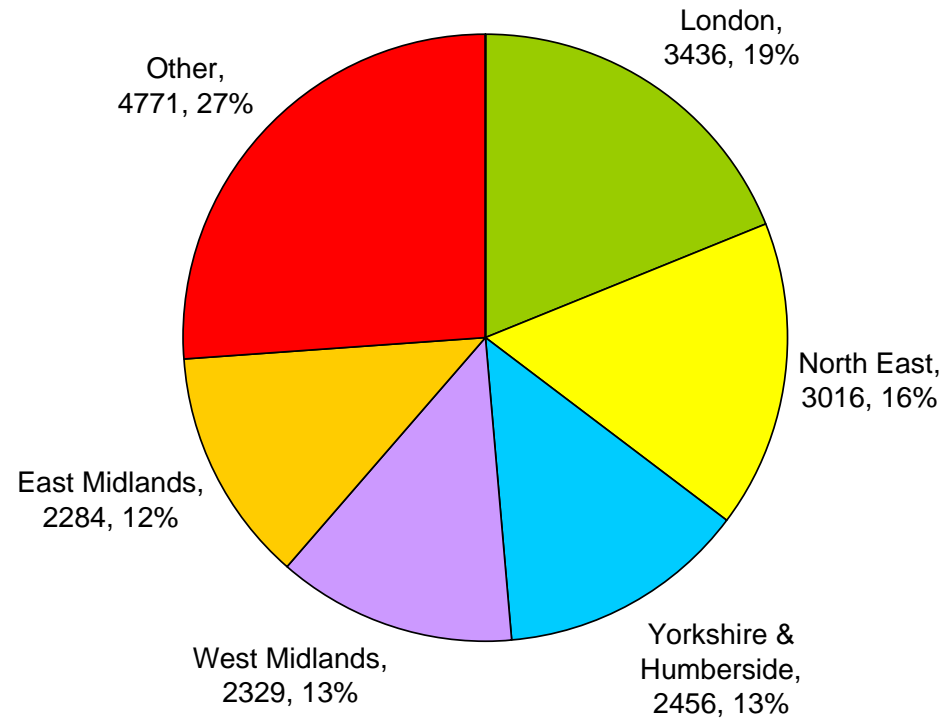
The PS Plus 3 project was delivered in 15 probation areas across England and ran from April 2006, with probation areas joining the project intermittently until January 2007, leading to project closure in June 2008.

In total **18,292** beneficiaries were started on the project in a PS Plus probation area. 16,043 (88%) male beneficiaries and 2249 (12%) female beneficiaries joined the project while in the community.

This report will firstly show the background of the beneficiaries worked with on the project (section 1), followed by the intervention given and outcomes gained from PS Plus 3 intervention (section 2).

Information in the report has been obtained from the PS Plus developed CATS database (Case Assessment and Tracking System).

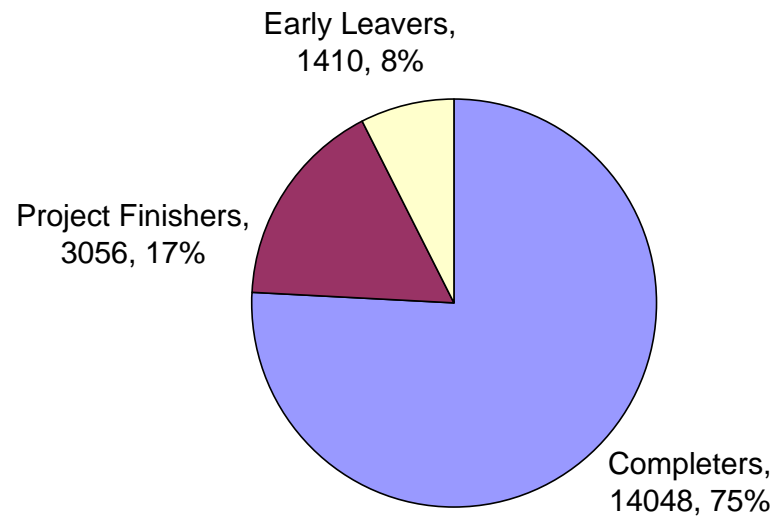
Geographic Distribution



Breakdown of beneficiaries per region

- 19% (3436) of the beneficiaries started on the project on probation live or intend to live in London.
- 16% (3016) of the beneficiaries started on the project on probation live or intend to live in the North East.

Reasons for Leaving the Project



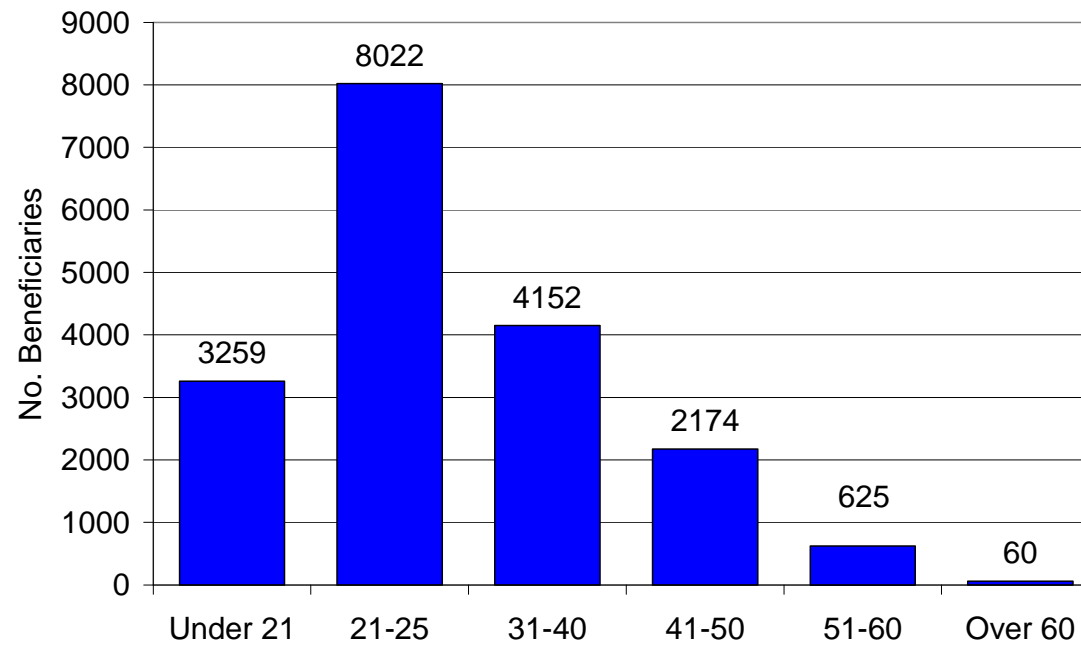
How beneficiaries left the project while in the community

<u>Reason for leaving early</u>	<u>No. Bens</u>
Decided not to continue on project	478
Recalled to Custody/ Given Custodial Sentence	345
Relocated to non-PS Plus Probation area	58
Other	529
TOTAL	1410

Reasons for leaving the project early while in the community

- 14,048 (75%) beneficiaries were *completers* – they left PS Plus on completing their sentence.
- 3,056 (17%) beneficiaries were *project finishers* – they completed the project in May/June 2008 before the end of their sentence due to the closure of the PS Plus project.
- A further 1,410 (8%) beneficiaries were *early leavers*. Beneficiaries left the project early largely through choice or because they had been recalled to custody or received a custodial sentence.
- 47 (14%) beneficiaries were able to be worked with by a PS Plus prison on re-entering custody.

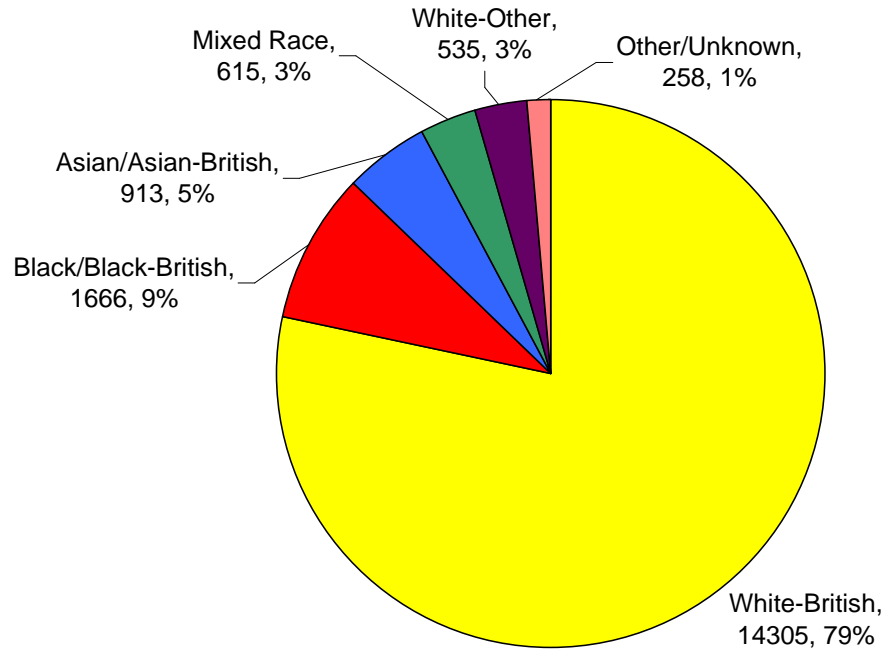
Diversity: Age



Age groups of beneficiaries worked with in PS Plus 3 probation areas

- The average (mean) age of PS Plus beneficiaries on starting the project was 29 years 8 months.
- The most common age group is 21-30.
- There were 3259 beneficiaries aged under 21, and 60 beneficiaries aged over 60.

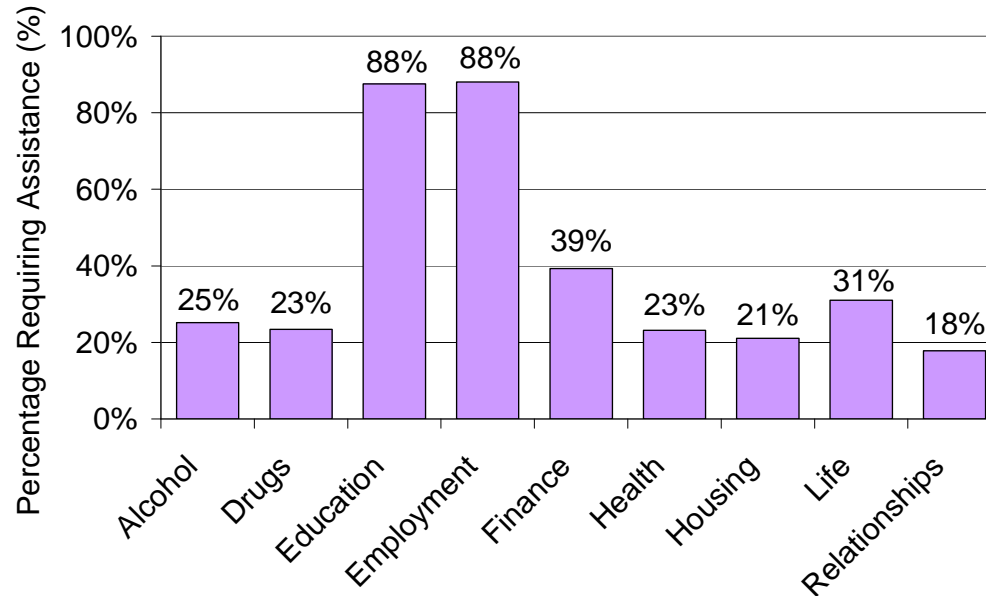
Diversity: Ethnic Origin and Nationality



Ethnic origin of beneficiaries in PS Plus 3 probation areas

- 79% (14,305) of beneficiaries started in PS Plus probation areas were White-British. Ethnic minorities accounted for 21% of the PS Plus population.
- 96% (17,483) of beneficiaries were from the United Kingdom (where known). PS Plus worked with 767 people from outside the United Kingdom and of these, 482 were from outside the European Union. ESF constraints require that all PS Plus beneficiaries must be eligible to work in the U.K.

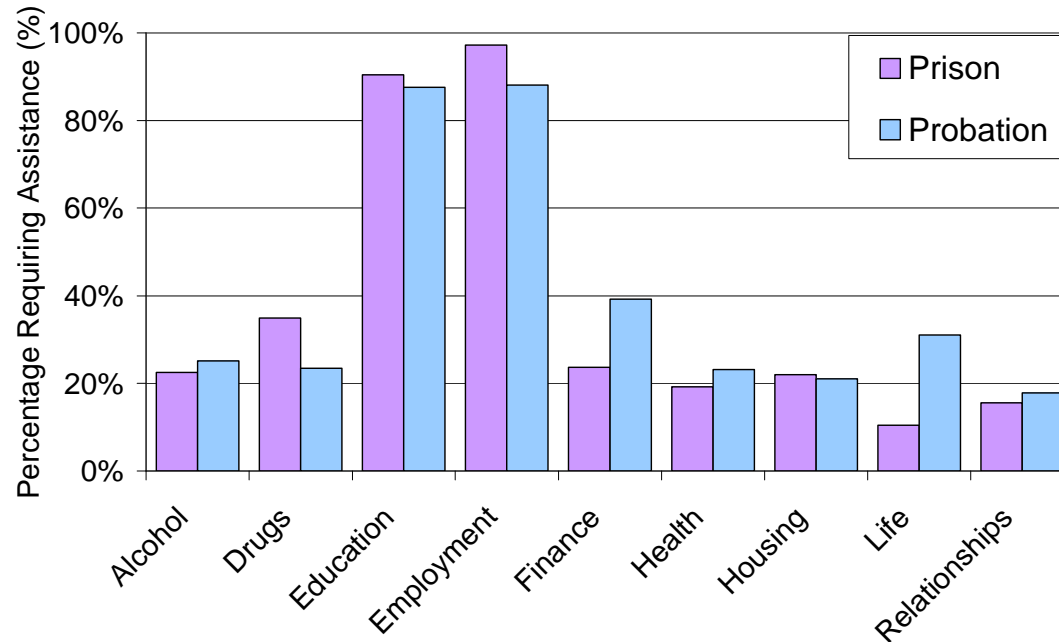
Assessed Needs



Needs of beneficiaries according to assessments

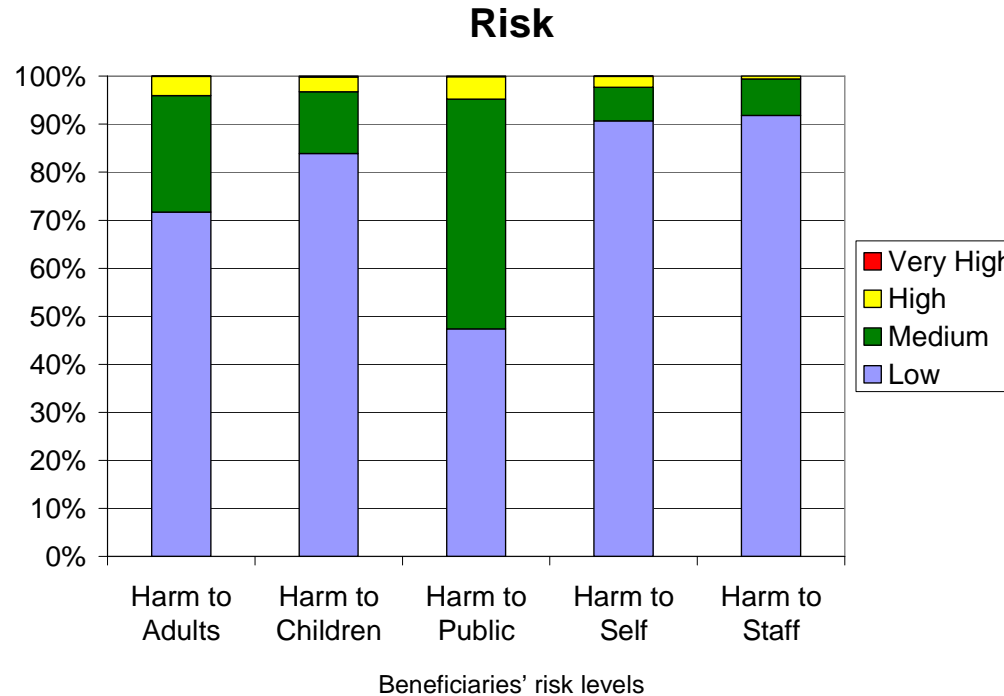
- Every beneficiary required assistance with either employment or education. 16,113 (88%) beneficiaries needed help with employment, while 16,018 (88%) identified a need for help with education.
- 39% (7182) of beneficiaries needed help with finances and 21% (3849) of beneficiaries needed help with housing.
- 23% (4236) of beneficiaries needed some help with health issues, and 196 beneficiaries considered themselves disabled.
- 7363 beneficiaries identified a need for help with drugs or alcohol, which accounted for 40% of the total.

Assessed Needs – Comparison with PS Plus Prisons



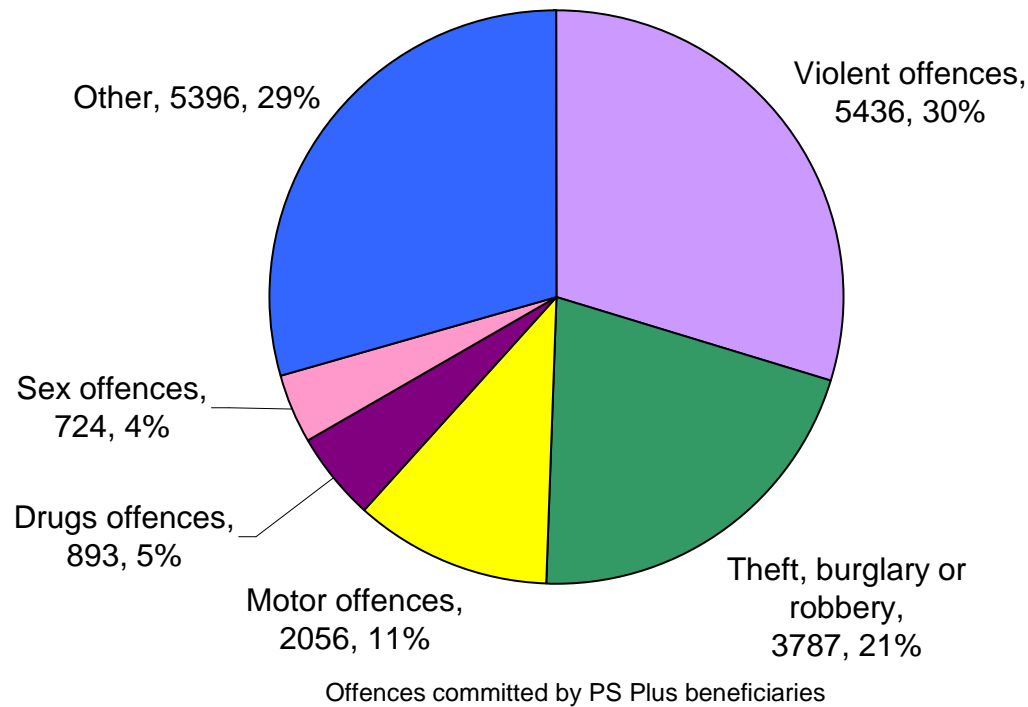
Needs of beneficiaries worked with by probation areas compared to beneficiaries worked with in prison

- Statistical analysis shows that PS Plus beneficiaries worked with by probation are significantly *more* likely to have problems with alcohol, finance, health, life and relationship issues than beneficiaries worked with in PS Plus probation areas.
- Statistical analysis shows that PS Plus beneficiaries worked with by probation are significantly *less* likely to have problems with drugs, education and employment issues than beneficiaries worked with in PS Plus probation areas.



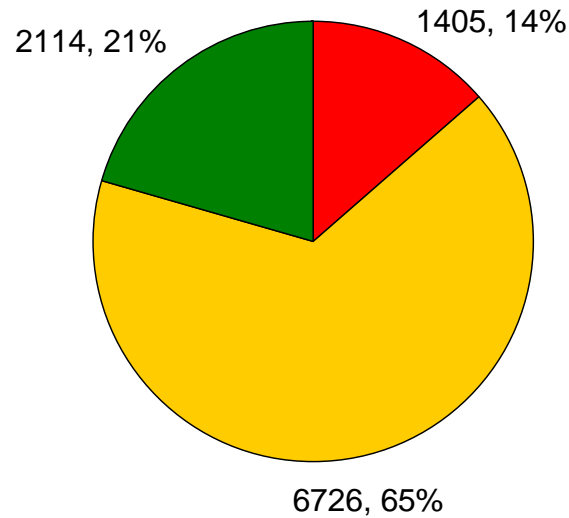
- Approximately 20% of beneficiaries' risk was unknown towards adults, children, the public and staff. 26% of beneficiaries' risk to themselves was unknown.
- Less than 1% were classed as very high risk in each category.
- Where the risk was known, over 90% of prisoners were classified as low risk of harm towards themselves and staff, and over 70% of prisoners were classified as low risk towards adults and children.
- Where the risk was known, the risk towards the public was low for 47% of beneficiaries.

Offences

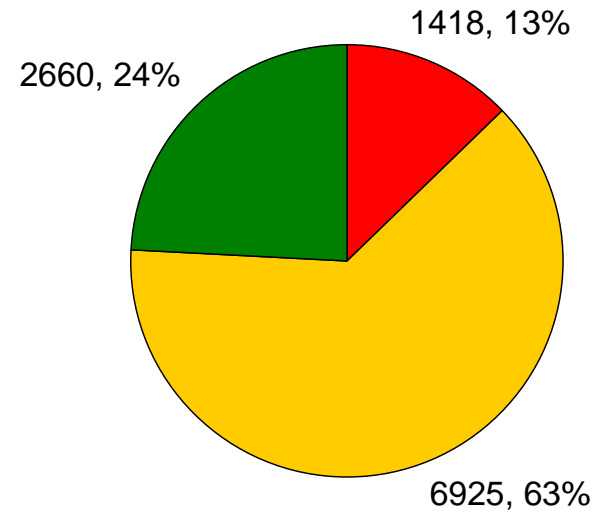
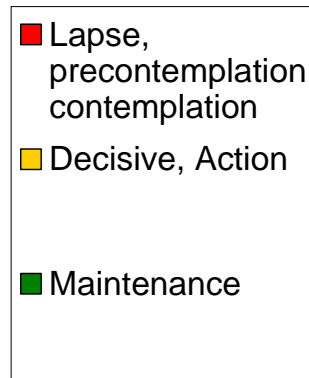


- The most common type of offences committed by PS Plus beneficiaries starting on probation were violent offences and theft/burglary/robbery, accounting for 30% and 21% of offences respectively.
- Motor offences made up 11% of beneficiaries' offences.

Motivation



Beneficiaries' Starting Motivation



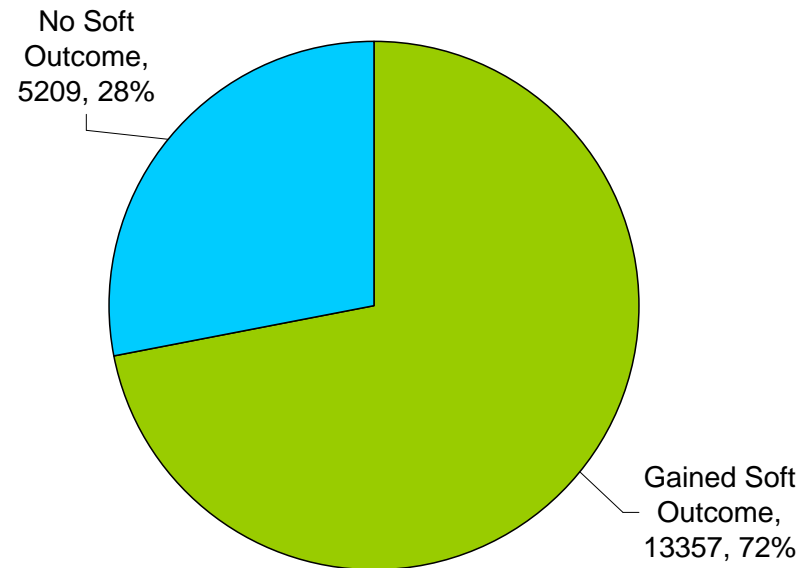
Beneficiaries' Finishing Motivation

- The proportion of beneficiaries whose motivation (where known) was lapse, pre-contemplation or contemplation decreased from 14% to 13%.
- 546 more beneficiaries had a motivation level of maintenance when beneficiaries' finishing motivation was calculated.

Soft Outcomes - Summary

<u>Soft Outcome</u>	<u>No. Outcomes</u>
IAG Assistance	8929
Advice On Disclosure	7593
CV Assisted	3351
Job Club	2750
Non-NVQs Gained	2508
Accessed Beneficiary Fund	1722
FE College Interview	858
Basic Skills	809
CSCS - Health And Safety Test	736
Other Soft Outcome	4361
TOTAL	33,617

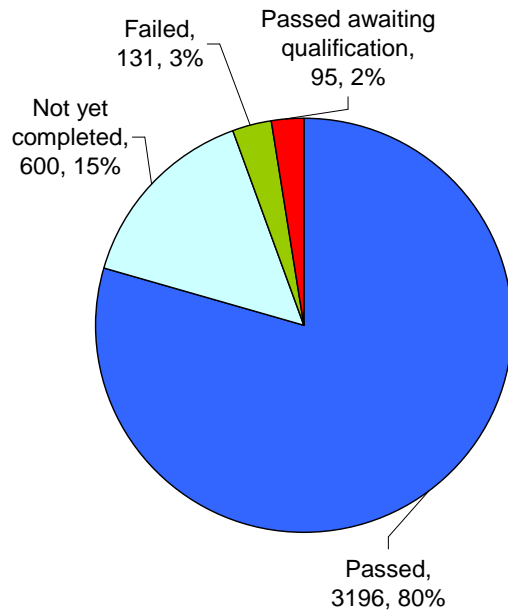
Soft outcomes gained by beneficiaries



Percentage Gaining a Soft Outcome

- 33,617 soft outcomes were achieved by the 18,292 beneficiaries being worked with by probation.
- 72% (13,357) of beneficiaries achieved at least one soft outcome whilst being worked with by probation.
- 8929 (49%) beneficiaries received assistance with Information, Advice & Guidance (IAG).

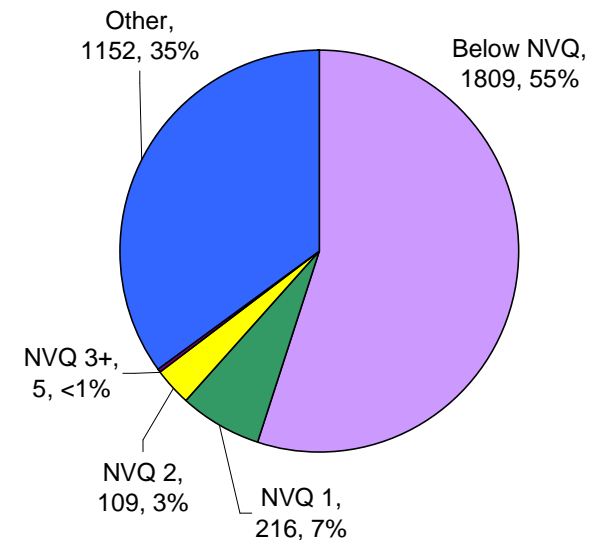
Soft Outcomes - Qualifications



Exams passed by beneficiaries

<u>Subject</u>	<u>No. passed</u>
Employability Skills	1367
Literacy	353
Numeracy	276
Health & Safety	129
FLT Training	99
Working with Others	89
First Aid	49
Food Hygiene	32
Basic Skills	28
Manual Handling	28
Other Ed/Training	165
Other Course	676
Total	3291

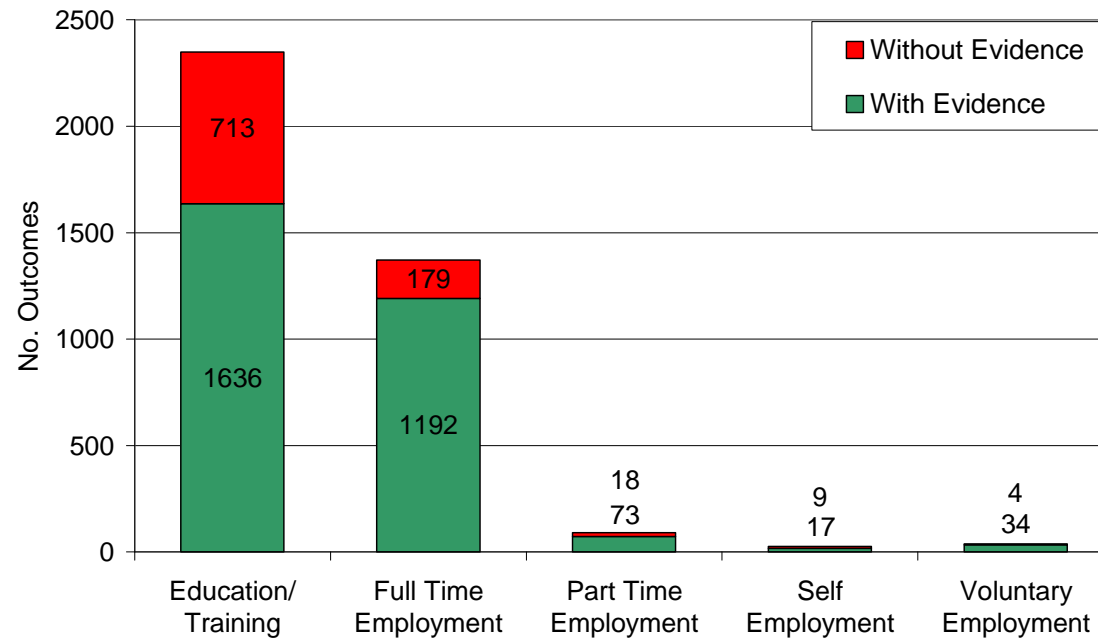
Subjects passed by beneficiaries



NVQs gained by beneficiaries

- Only 3% (131) of exams were failed by beneficiaries worked with by PS Plus probation areas. 3291 exams were passed, with 600 yet to be completed, and 95 awaiting qualifications by the end of the project.
- PS Plus beneficiaries completed courses in a wide range of subjects, from educational courses to alcohol awareness courses, for example, 629 adult literacy and numeracy courses and 1367 employability skills courses were passed.
- 330 NVQs (level 1 and above) have been gained by PS Plus beneficiaries.

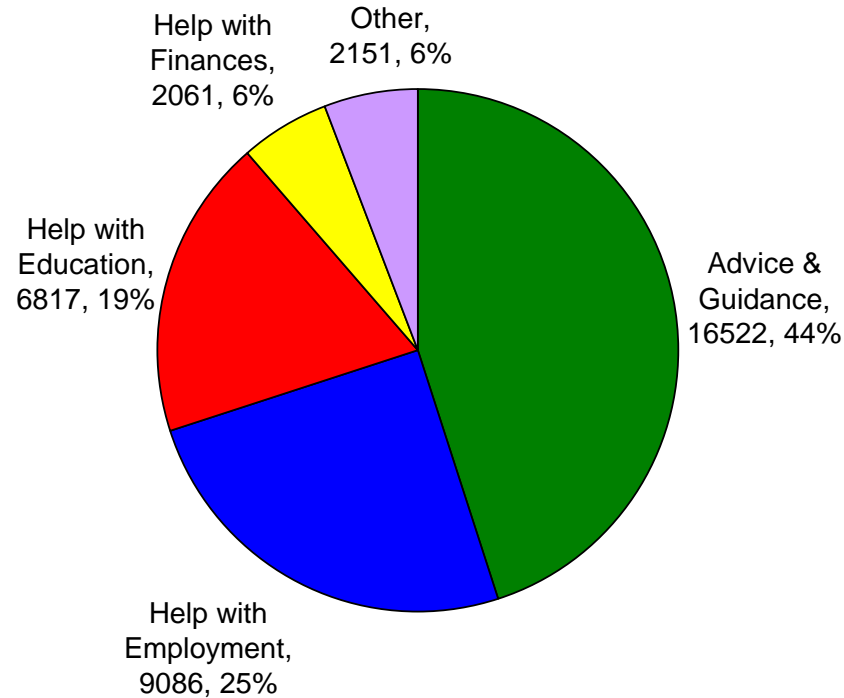
Hard ETE Outcomes



ESF Hard ETE outcomes achieved by beneficiaries

- 3978 hard outcomes were recorded by PS Plus probation areas.
- 2952 of these outcomes had sufficient evidence to pass the ESF auditing process. Specifically, beneficiaries achieved 1636 education/training outcomes and 1316 employment outcomes.
- In addition, 68 supplementary outcomes were gained by PS Plus probation areas.

All Outcomes – Summary



Summary of All Outcomes Gained on PS Plus 3

- In total, 36,637 outcomes were recorded for beneficiaries worked with by PS Plus 3 probation areas.
- 25% (9086) of these outcomes have helped improve beneficiaries' employability, from writing CVs to gaining full-time employment.
- 2061 finance outcomes and 323 housing outcomes were gained by beneficiaries in PS Plus probation areas.